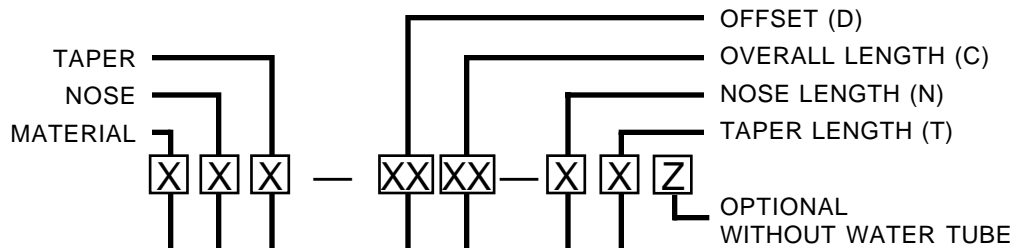
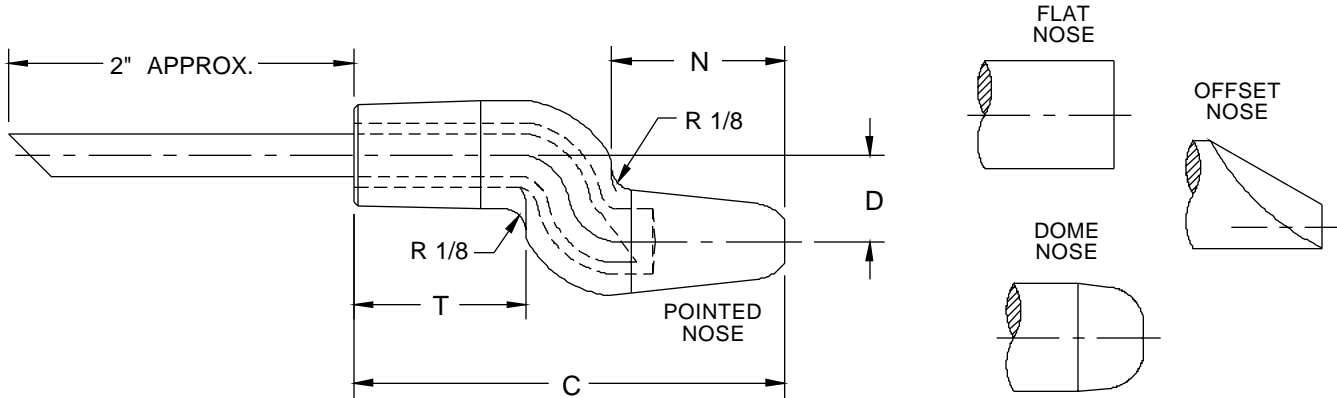


DOUBLE BEND ELECTRODE CODING SYSTEM

NSRW Co., Inc. (800) 933-6779, FAX: (205) 663-3221 Authorized Distributor CMW Inc.

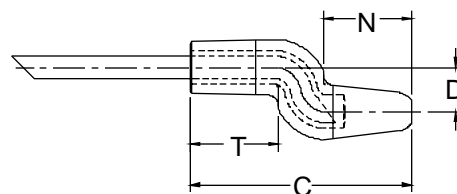
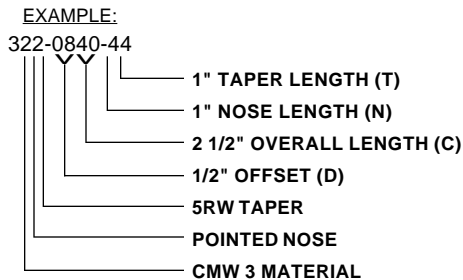


CMW double bend electrodes are cold formed from full hard straight electrodes, and have properties superior to those obtainable by casting or hot forging methods. Cooling tubes, unless otherwise specified are bent in place to provide coolant flow near the welding face as in the case of straight electrodes. These extra values assure you of longer electrode life, longer runs between dressings, and highest weld quality. CMW® 3 material is standard for these electrodes.



| | | | | | |
|-------------|-------------|-----------|-------------|-------------|---------------|
| 1 = CMW® 28 | 1 = DOME | 1=4RW 1MT | 08 = 1/2" | 32 = 2" | 2 = 3/4" |
| 3=*CMW® 3 | 2= *POINTED | 2=5RW 2MT | 12 = 3/4" | 36 = 2 1/4" | 3 = 7/8" |
| 5= CMW® 100 | 3= FLAT | | 16 = 1" | 40 = 2 1/2" | 4 = 1" |
| | 4= OFFSET | | 20 = 1 1/4" | 44 = 2 3/4" | ** 5 = 1 1/8" |
| | | | 24 = 1 1/2" | 48 = 3" | ** 6 = 1 1/4" |
| | | | 28 = 1 3/4" | 52 = 3 1/4" | ** 7 = 1 1/2" |
| | | | | 56 = 3 1/2" | ** 8 = 1 3/4" |
| | | | | 60 = 3 3/4" | ** 9 = 2" |

* STANDARD



** MAY NOT BE A STOCK ITEM
STANDARD 4RW NOSE LENGTH = 3/4"
STANDARD 4RW TAPER LENGTH = 7/8"
STANDARD 5RW NOSE & TAPER LENGTH = 1"

WATER TUBE SIZE:
4RW - 0.185 O.D.
5RW = 0.245 O.D.

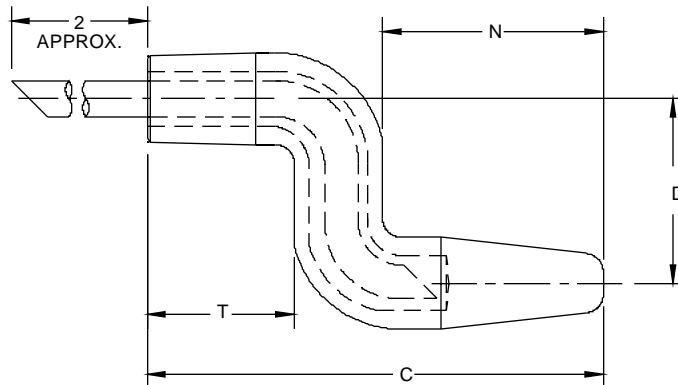
See Page 6 for Metric Conversion
See Page 7 for Taper Dimensions

DOUBLE BEND ELECTRODES



NSRW Co., Inc. (800) 933-6779, FAX: (205) 663-3221 Authorized Distributor CMW Inc.

CMW double bend electrodes are cold formed from full hard straight electrodes, and have properties superior to those obtainable by casting or hot forging methods. Cooling tubes, unless otherwise specified are bent in place to provide coolant flow near the welding face as in the case of straight electrodes. These extra values assure you of longer electrode life, longer runs between dressings, and highest weld quality. CMW® 3 material is standard for these electrodes. CMW® 28, CMW® 100, CMW® 328 available on special order.



| Offset "D" | Taper Size | Nose End "N" | Taper End "T" | Dome Pointed Flat O.A.L. "C" | Pointed Nose Part No. |
|------------|------------|--------------|---------------|------------------------------|-----------------------|
| 1/2 | 4RW 1MT | 3/4 | 7/8 | 2 | 321-0832-23 |
| | | 3/4 | 7/8 | 2 1/2 | 321-0840-23 |
| | | 2 | 7/8 | 3 1/4 | 321-0852-93 |
| | 5RW 2MT | 1 | 1 | 2 1/2 | 322-0840-44 |
| | | 1 | 1 | 2 3/4 | 322-0844-44 |
| | | 1 | 1 | 3 1/4 | 322-0852-44 |
| | | 2 | 1 | 3 1/2 | 322-0856-94 |
| 3/4 | 4RW 1MT | 3/4 | 7/8 | 2 | 321-1232-23 |
| | | 3/4 | 7/8 | 2 1/2 | 321-1240-23 |
| | | 2 | 7/8 | 3 1/2 | 321-1256-93 |
| | 5RW 2MT | 1 | 1 | 2 3/4 | 322-1244-44 |
| | | 1 | 1 | 3 | 322-1248-44 |
| | | 2 | 1 | 3 1/2 | 322-1256-94 |
| 1 | 4RW 1MT | 3/4 | 7/8 | 2 1/4 | 321-1636-23 |
| | | 3/4 | 7/8 | 2 3/4 | 321-1644-23 |
| | | 1 3/4 | 7/8 | 3 1/4 | 321-1652-83 |
| | 5RW 2MT | 3/4 | 7/8 | 3 1/2 | 321-1656-23 |
| | | 1 | 1 | 2 3/4 | 322-1644-44 |
| | | 1 | 1 | 3 | 322-1648-44 |
| | | 1 | 1 | 3 1/2 | 322-1656-44 |
| | | 1 3/4 | 1 | 3 1/2 | 322-1656-84 |
| 1 1/4 | 4RW 1MT | 3/4 | 7/8 | 2 1/2 | 321-2040-23 |
| | | 3/4 | 7/8 | 3 | 321-2048-23 |
| | | 1 1/2 | 7/8 | 3 | 321-2048-73 |
| | 5RW 2MT | 1 | 1 | 2 3/4 | 322-2044-44 |
| | | 1 | 1 | 3 1/4 | 322-2052-44 |
| | | 1 | 1 | 3 1/2 | 322-2056-44 |
| | | 1 1/2 | 1 | 3 1/2 | 322-2056-74 |
| | | 1 3/4 | 1 | 3 1/2 | 322-2056-84 |
| 1 1/2 | 5RW 2MT | 1 | 1 | 2 3/4 | 322-2444-44 |
| | | 1 1/4 | 1 | 3 | 322-2448-64 |
| 1 3/4 | 5RW 2MT | 1 | 1 | 2 3/4 | 322-2844-44 |
| | | 1 1/4 | 1 | 3 | 322-2848-64 |

See Page 6 for Metric Conversion
See Page 7 for Taper Dimensions

WATER TUBE SIZE:
4RW = 0.185 O.D.
5RW = 0.245 O.D.