

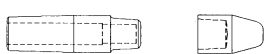



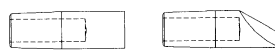
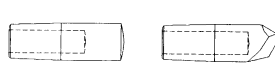

APPLICATION AND DATA SHEETS

CMW Copper Base Alloys	4
ELKONITE®, ELKON®, ANVILOY® Materials	5
Metric Conversions Inches to Millimeter	6
Taper Dimensions	7
CMW and RWMA Straight Electrode coding	7
Holder and Electrode application sketches	28
Multispot Pressure Equalizing Holder Set-ups	41
Welding Bar and Rod Stock	48
ELKONITE® Bar Stock	49
GCAP® Weld and Stepper Schedule	51
Spot Welding Schedules for Low Carbon Steel	52
Projection Welding Schedules for Low Carbon Steel	53
Welding Schedules for Stainless Steel	54
Welding Schedules for Galvanized Low Carbon Steel	55
Recommended Electrode Materials	56
Resistance Welding Electrode Maintenance	57
Welding Electrode Evaluation Form	58
Graph Facsimile	59
Do's and Don'ts for Resistance Welding Electrodes	60

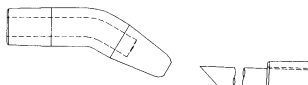
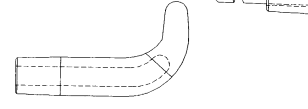
CAP ELECTRODES, GCAPS®, AND SHANKS

	Cap Electrodes	8
	GCAP® Electrodes	9
	Cap Shanks	10, 11

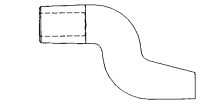


STRAIGHT ELECTRODES

	Dome and Pointed Nose	12
	Flat and Offset Nose	13
	Truncated, Radius, and 30° Nose	14
	Elkon® & Elkonite® Faced Nose	14


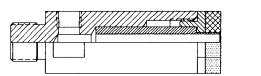
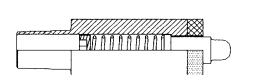


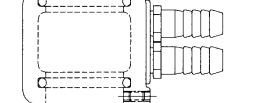
BENT ELECTRODES

	Single and Radius Bend	15
	Double Bend	16,17

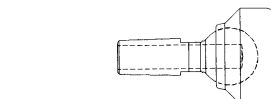
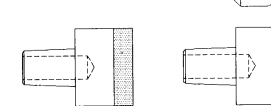
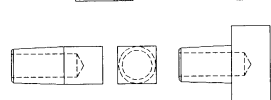
IRREGULAR ELECTRODES

	Crank	18
	Spade	19
	Gun	19

STUD AND NUT ELECTRODES

	Chameleon/Max-Life™ Nut Electrodes	20
	Chameleon/Max-Life™ Stud Electrodes	21
	Self-Piloting Nut Electrodes	22
	Non Piloting Nut Electrodes	23
	Stud or Pin Electrodes	24
	Cooling Jackets for Stud and Nut Electrodes	24

BACK-UP ELECTRODES

	Swivel Head	25
	Large Round Head CMW® 3 and ELKONITE® FACED	25
	Square and Rectangular Head	25

SOCKET OR BUTTON ELECTRODES

		37
--	--	----

"NU-TWIST"® ELECTRODES

		37
--	--	----

THREADED ELECTRODES



26

HOLDER TO ELECTRODE ADAPTERS



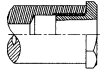
Non Ejector

27



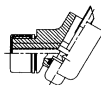
Ejector

30



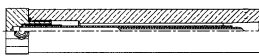
Assembly

Examples 29,30,31,33




Universal 35

ELECTRODE HOLDERS




100 Series Straight
Non Ejector

29



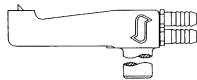
200 Series Straight
Ejector

30



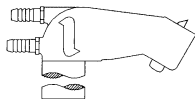
300 Series
Premium Straight
Ejector

31



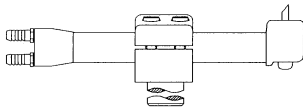
400 Series
Light Non-Ejector
Offset

32




500 Series
Heavy Duty Ejector
Offset

33



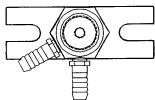
600 Series Universal
Holders

34



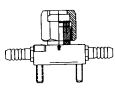
600 Series
Universal Holder
Components

35



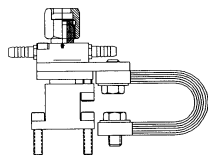
Platen Mounted
Holders

43



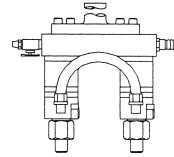
800 Series
"Nu-Twist"[®]
Surface and
Threaded Adapters

36



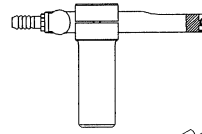
Hydraulic Equalizing
Adapters for
800 Series

38



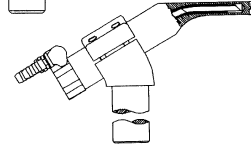
Dual Mounted
Hydraulic
"Nu-Twist"[®]
Assemblies

39



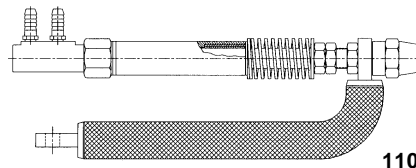
900 Series Light
Universal Holders
for Socket
Electrodes

42

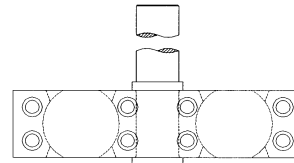


950 Series Paddle
Holders for Socket
Electrodes 42

LOW INERTIA HOLDERS

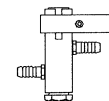


1100 Series
Adjust-A-Pressure
Low Inertia Holders 40



1150 Series
Adjust-A-Pressure
Adapters 40

MULTISPOT ADAPTERS FOR AIR OR HYDRAULIC PISTONS




1200 Series
Multi-Spot Adapters 44

CONTACTORS



Welder Contactors 44

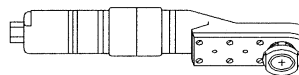
ACCESSORIES



Cap Electrode
Extractor Fork 45



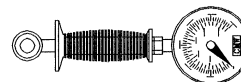
Reamers, Hose
Connectors, and
Hose Clamps 45



Pneumatic
Electrode Dresser
and Cutters 46,47



Hand Electrode
Dressers 47



Force Gauge 50